



17th International Water Mist Conference

Organised by the IWMA

ISO Generator Enclosure Protection

Tim Nichols PhD CPhys FIFireE



Agenda

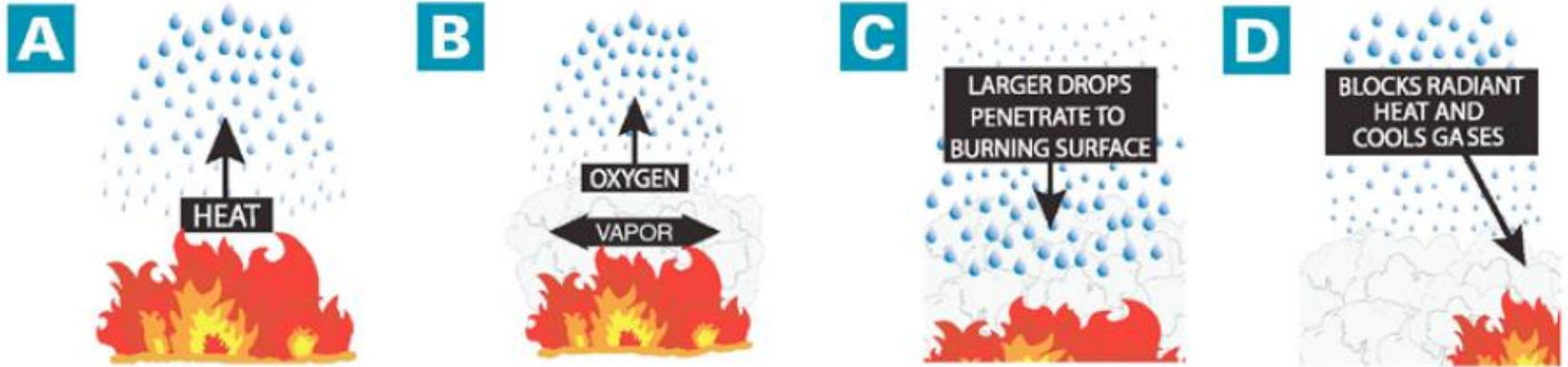
- Water Mist Fire Fighting
- Generator Enclosure Characteristics
- Generator Fire Characteristics
- Machinery Space – Definition
- BS 8489-1 Fire Test Protocols
- FM 5560 Fire Test Protocol
- BS 8489-1 Detection, Actuation and Control
- BS 8489-1 System Design
- BS 8489-1 Commissioning



Water Mist Fire Fighting

▲ AquaMist

Water Mist Fire Fighting



- Evaporation (Heat extraction) is a function of the surface area of the droplets
- Reducing droplet size increases the surface area
- Increasing the surface area allows for larger cooling effect for a given flow

- Water converts to vapour, expanding by a factor of 1650
- Oxygen is displaced and diluted thereby blocking it from the fuel source
- Higher heat levels cause faster vaporisation

- Fire extinguishment is improved with direct contact of water droplets
- This type of extinguishment is normally associated with standard sprinklers

- Small droplets tend to remain suspended
- The expanding mist will expand and cool the gasses and other fuel in the area
- Blocks the transfer of radiant heat to the adjacent combustibles and pre-wets them



Generator Enclosure Characteristics

▲ AquaMist

Generator Enclosure Characteristics

20' Container

Payload: 48,600lbs

Tare Weight: 5,015lbs

Cubic Capacity 1,164cu.ft

Exterior Dimensions

L: 20"

W: 8"

H: 8'6"



40' Container

Payload: 80,350lbs

Tare Weight: 8,337lbs

Cubic Capacity 2,376cu.ft

Exterior Dimensions

L: 40"

W: 8"

H: 8'6"



Generator Enclosure Characteristics

- Class B flammable or combustible liquids
- Flammable liquids under pressure
- Presence of hot surfaces
- Non-tight enclosures
- Ventilated enclosures
- Controlled Access



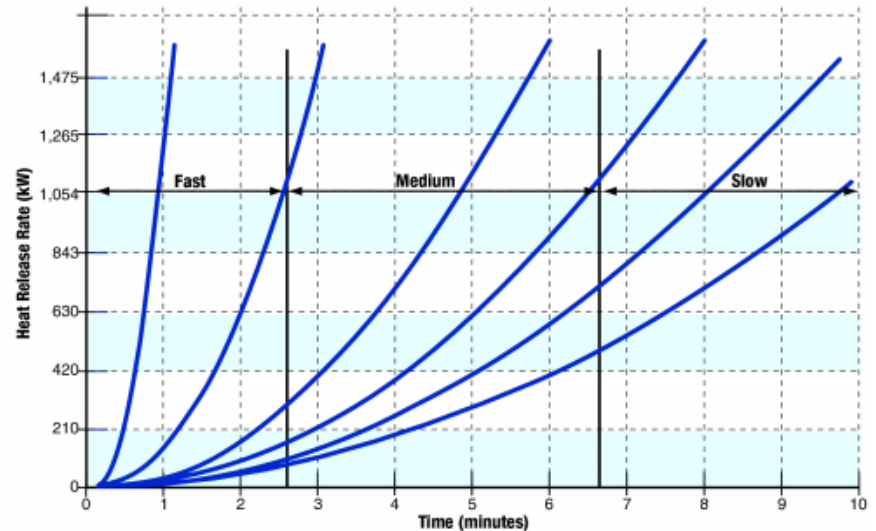
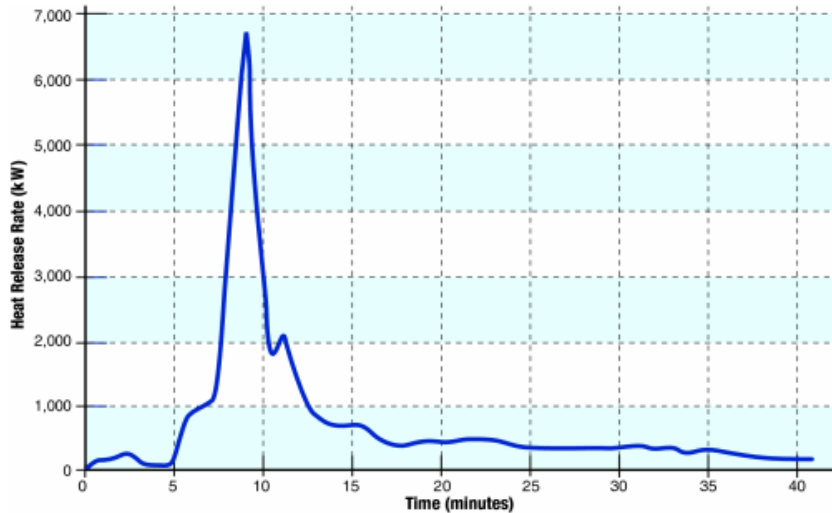


Generator Fire Characteristics

▲ AquaMist

Generator Fire Characteristics

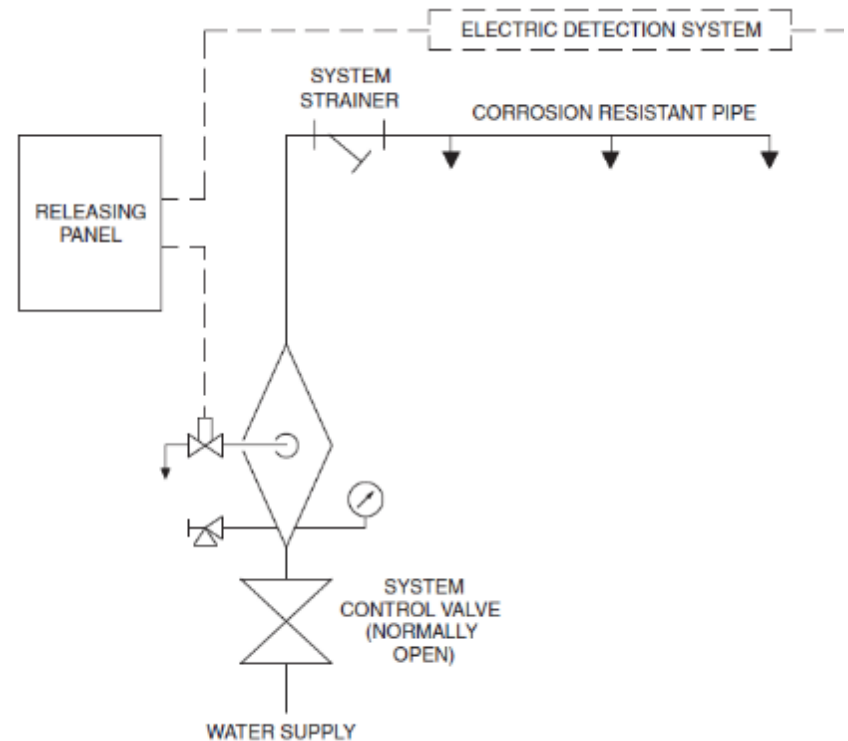
- Pool and spray fire
- Fast growing fire
- High heat release



Generator Fire Characteristics

Deluge

- Class B
- Hydro-Carbon, high heat release
- Open Nozzles
- All nozzles discharge simultaneously
- Enclosure design area
- Enclosure volume and ventilation key design variables





Machinery Spaces Definition

▲ AquaMist

Machinery Spaces - Definition

Machinery Spaces:

- Rooms with industrial machinery such as oil pumps, oil tanks, fuel filters, generators, transformers vaults, gear boxes, drive shafts, lubrication skids, diesel engine driven generators, and other similar machinery using fuel and/or lubrication fluids with volatilities less than or equal to light diesel.


Special Machinery Spaces:

- Rooms with machinery such as internal combustion engines or other equipment using fuel and/or lubrication fluids with volatilities less than or equal to heptane, and incidental use or **storage of limited quantities of flammable liquids of not more than two 55 gal (208 l) drums.**

Turbine Enclosure:

- Combustion turbines with or without thermal insulation.

FM 5560 Approval Standard for Water Mist Systems





BS 8489-1 Fire Test Protocols

▲ AquaMist

BS8489 – 1 – Fire Test Protocols

The Water Mist system is to be:

- Tested in accordance with a recognized test protocol;
- Published in a printed or online record by the testing laboratory.
- Use only components and equipment recognized by a testing laboratory
- Installed by trained personnel in accordance with the manufacturer's Water Mist system design and installation manual.

A match needs to be established between test conditions on which the testing is based and the conditions of the actual installation

Where a Water Mist system application is not covered by a recognized standard fire test, additional testing might be required to meet the requirements of the authority having jurisdiction (AHJ) .

BS8489 – 1 – Fire Test Protocols

Fire Test Protocols

- Robust, reliable, repeatable
- Specific fire load
- Specific risk geometry

Matching the risk to the fire test protocol

- Is the fuel similar to the test protocol (liquid or solid fuel, flash point, combustibility, quantity, arrangement)?
- Is the compartment volume equal to or less than the volume of the test room?
- Is the compartment height equal to or less than the test protocol?
- Is the compartment ventilation conditions similar (presence of fans, forced ventilation, etc., area of openings, position of openings)?
- are there more obstructions to the distribution of mist than the test protocol?
- Is the duration of protection provided

BS8489 – 1 – Fire Test Protocols

Deluge / Extinguishment Protocols:

Table 2 – Occupancy and acceptable fire test protocol of Class B and Class F fire hazards operated by a deluge system

Occupancy	Fire test protocol
Machinery spaces $\leq 80 \text{ m}^3$	BS 8489-5 or FM 5560:2012, Appendix A
Machinery spaces $\leq 260 \text{ m}^3$	FM 5560:2012, Appendix C
Machinery spaces $> 260 \text{ m}^3$	FM 5560:2012, Appendix E
Combustion turbines $\leq 80 \text{ m}^3$	BS 8489-5 or FM 5560:2012, Appendix B
Combustion turbines $\leq 260 \text{ m}^3$	FM 5560:2012, Appendix D
Combustion turbines $> 260 \text{ m}^3$	FM 5560:2012, Appendix F
Industrial oil cookers	BS 8489-6 or FM 5560:2012, Appendix J
Pool and spray fires – local application	BS 8489-4 or FM 5560:2012, Appendix I

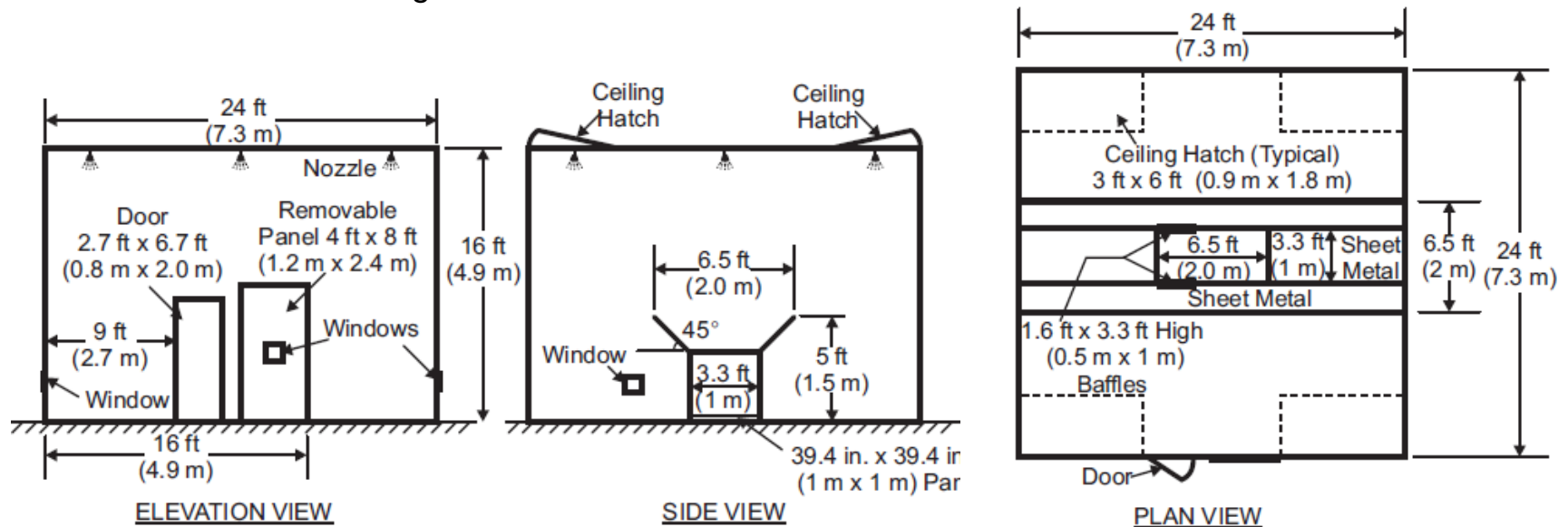


FM 5560 Fire Test Protocol

▲ AquaMist

FM 5560 – Fire Test Protocol

- Restricted approval – 260m³ : 7.3m x 7.3m x 4.9m
- 5m ceiling height
- Personnel access door, without locking mechanism
- Twelve test configurations
- Approval criteria
 - Extinguishment



FM 5560 – Fire Test Protocol

- Test 1 : Unshielded 1MW Heptane Spray Fire
- Test 2 : Shielded 1MW Heptane Spray Fire
- Test 3 : Shielded Heptane Pool Fire
- Test 4 : Shielded 2MW Heptane Spray Fire - Ventilated
- Test 5 : Shielded 2MW Heptane Spray Fire – Small Enclosure
- Test 6 : Unshielded 1MW Diesel Spray Fire
- Test 7 : Shielded 1MW Diesel Spray Fire
- Test 8 : Shielded Diesel Pool Fire
- Test 9 Shielded 2MW Diesel Spray Fire – Ventilated
- Test 10 : Shielded 2MW Diesel Spray Fire – Small Enclosure
- Test 11 : Saturated Mat and Spray Fire
- Test 12 : Large Mat Pool Fire

FM 5560 – Fire Test Protocol

Approval Criteria

- Extinguish all fire tests with no manual intervention
- Quickest 1.06
- Slowest 4.49

System supply shall be twice the worst case fire test result or 10 minutes, whichever is the largest

- Machinery rundown time must be considered

Pass



FM 5560 – Fire Test Protocol

- **Mandatory Interlocks**

- Automatic Door Closures
- Electrical Shutdown
- Fuel Shutdown
- Lubrication shutdown
- Ventilation shutdown
- Containment of flammable liquid releases

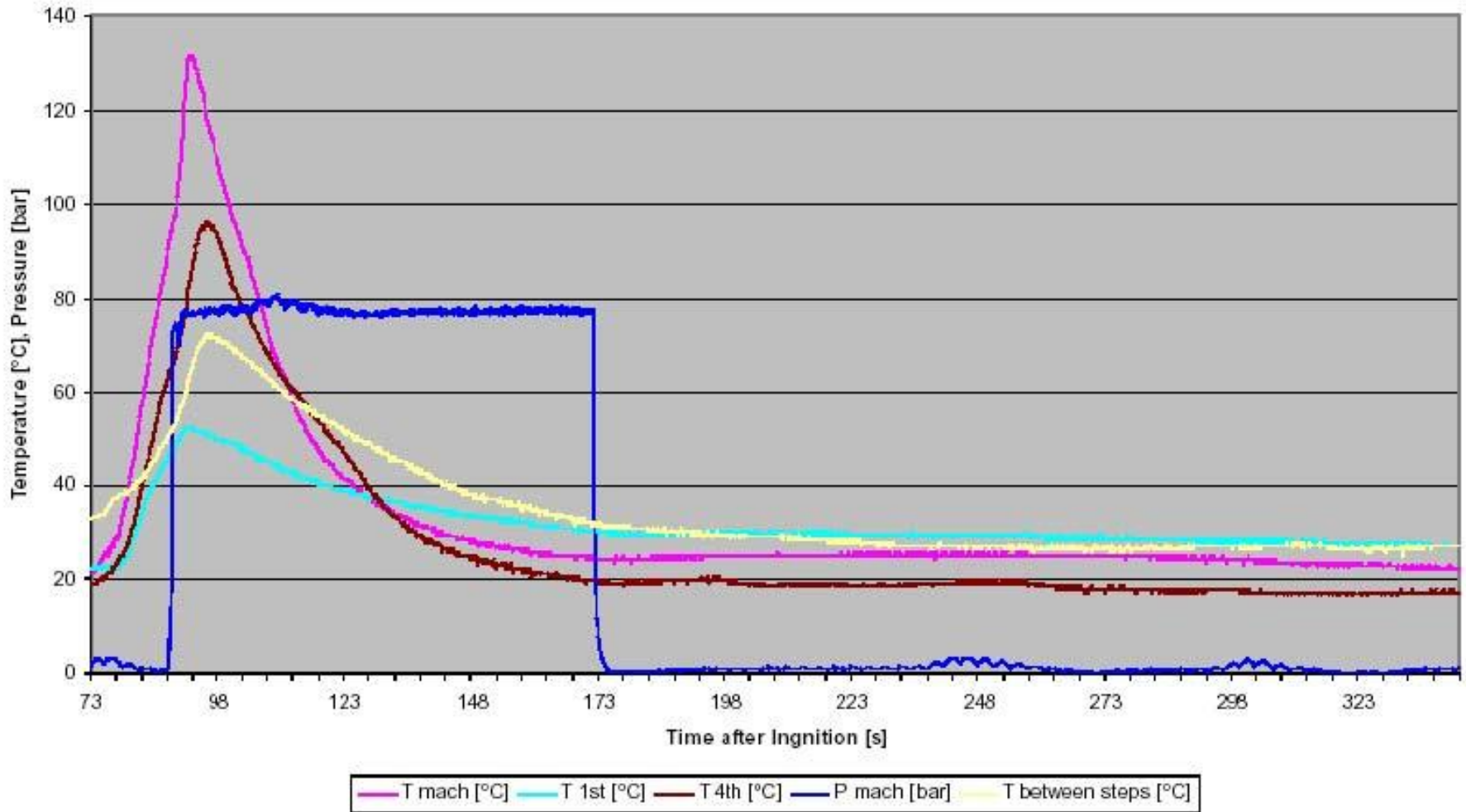
- **Mandatory Monitoring**

- Nitrogen / Air pressure to a manned location

- **Mandatory Temperature**

- +4c
- +54.4c

FM 5560 – Fire Test Protocol



FM 5560 – Fire Test Protocol



Certificate of Compliance

This certificate is issued for the following:

Water Mist System

System Designation:	AquaMist Fog Water Mist System for the Protection of Machinery and Combustion Turbines in Enclosures with Volumes not exceeding 280 m ³ (9175 ft ³) and a maximum ceiling height of 16.4 ft (5 m)
Design, Installation, Operation and Maintenance Manuals:	<p>Design Manual: AquaMist Fog Water Mist Design for Fire Protection of Machinery Spaces, Special Machinery Spaces and Turbine Enclosures not exceeding 280 m³ (9175 ft³) in Accordance with FM Approvals Standard for Water Mist Systems, Class 5560, Document No: MDAG06EN01, Revision: 01, Date: 06/23/2016.</p> <p>Installation, operation, and maintenance manual: Installation, Maintenance and User Manual for AquaMist FOG Systems for Fire Protection of Machinery Spaces, Special Machinery Spaces and Turbine Enclosures not exceeding 280 m³ (9175 ft³) in Accordance with FM Approvals Standard for Water Mist Systems, Class 5560, Document No: MUAG10IN01, Revision: 01, Date: 06/23/2016.</p>

Prepared for:

TYCO FIRE PRODUCTS, LP
1467 ELMWOOD AVENUE
CRANSTON, RI 02910
UNITED STATES

Manufactured at:

TYCO SAFETY PRODUCTS
BURLINGHAM HOUSE, HEWETT RD
GAPTON HALL INDUSTRIAL ESTATE
GREAT YARMOUTH NR31 0NN
UNITED KINGDOM

FM Approvals Class: 5560

Approval Identification: 3059315 Approval Granted: December 9, 2016

To verify the availability of the Approved product, please refer to www.approvalguide.com

Said Approval is subject to satisfactory field performance, continuing Surveillance Audits, and strict conformity to the constructions as shown in the Approval Guide, an online resource of FM Approvals.



David B. Fuller
AVP, Manager – Fire Protection Group
FM Approvals
1151 Boston-Providence Turnpike
Norwood, MA 02062 USA



Member of the FM Global Group



BS 8489-1 Detection,
Actuation and Control

▲ AquaMist

BS 8489-1 - Detection, Actuation and Control

Detection

- BS5839-1
- Match characteristics of risk

Actuation & Control

- Indicate operation of system (BS5839-1)
- Indicate failure of supervised device
- Electrical actuation
 - BS7273-3 (Pre-action)
 - BS7273-5 (Except pre-action)
- Non-Electrical actuation
 - protection



BS 8489-1 System Design

▲ AquaMist

BS 8489-1 - System Design

Manufacturers Design and Installation Manual

- Fire test protocol
- Minimum and maximum heights
- Minimum and maximum distance between nozzles
- Minimum and maximum distance to walls
- Positioning relative to ceiling
- K factor
- Minimum and maximum pressure

Duration

- Deluge Systems
- Twice time to extinguish fire and prevent re-ignition as established in the test
- Minimum: **Table 3 – Occupancy, operating volume and discharge duration for Class B and Class F fire hazards operated by a deluge system**

Occupancy	Operating volume	Minimum discharge duration (min)
Machinery spaces	<80 m ³	10
Machinery spaces	<260 m ³	10
Machinery spaces	>260 m ³	60 ^{A)}
Combustion turbines	<80 m ³	10
Combustion turbines	<260 m ³	10
Combustion turbines	>260 m ³	60 ^{A)}
Industrial oil cookers	As per test protocol	10
Pool and spray fires – local application	As per test protocol	10

^{A)} Unless verified as lower according to certification against fire protocol.

BS 8489-1 - System Design

Approval

- FM5560
- LPS 1283
- Alternative equivalent

Nozzles

- Corrosion resistant material
- Marked
 - Manufacturer
 - Model
 - Year of Manufacturer
 - K Factor

Pipe

- Approved to maximum design pressure
- Identified BS 1710
- Stainless Steel 316 (or equivalent)
- Copper BS EN 1057
- Galvanised Steel BS EN 10255
 - A strainer, and downstream test valve, should be fitted at the termination of the galvanized piping upstream of the piping feeding the nozzles.
- CPVC

BS 8489-1 - System Design

Pipe supports

- ISO 6182-11

Pipework

- Minimise exposure to damage
- Air vents
- System drains
- Suitably earthed

Maximum spacing of fixings for copper and stainless steel pipework

Nominal diameter mm	Horizontal run m	Vertical run m
12	1.2	1.8
16	1.5	2.1
22	1.8	2.4
28	1.8	2.4
35	2.4	3.0
42	2.4	3.0
54	2.7	3.0

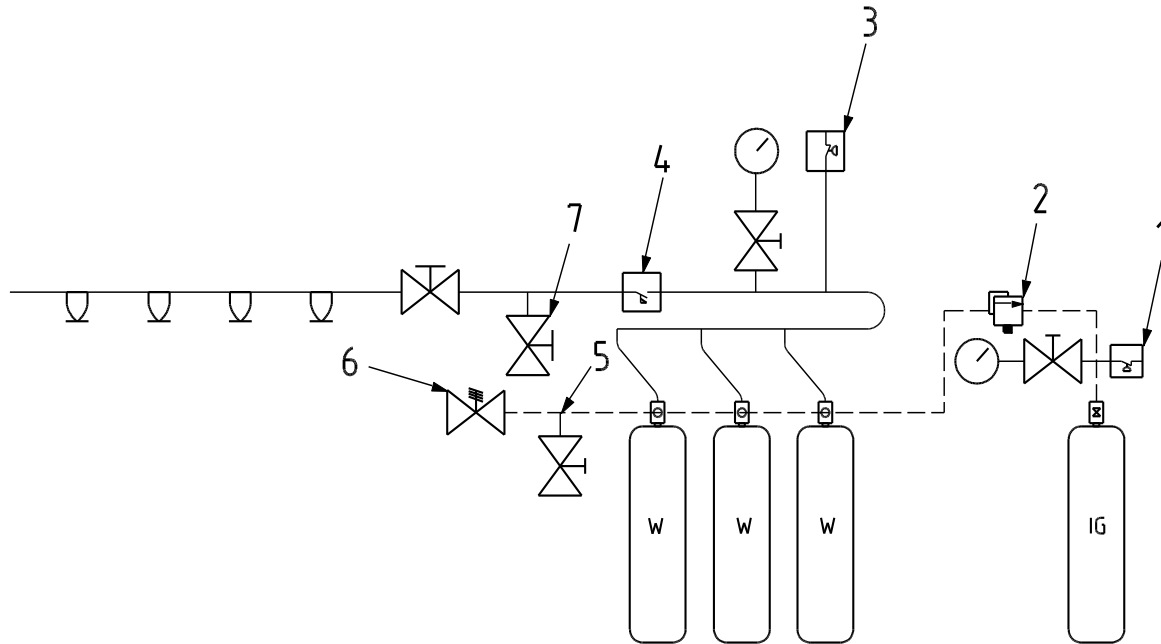
Maximum spacing of fixings for steel pipework

Nominal diameter mm	Horizontal run m	Vertical run m
15	1.8	2.4
20	2.4	3.0
25	2.4	3.0
32	2.7	3.0
40	3.0	3.6
50	3.0	3.6
80	3.6	4.5

Maximum spacing of fixings for CPVC pipework

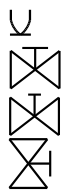
Nominal diameter mm	Horizontal run m	Vertical run m
12	0.6	1.2
15	0.8	1.6
22	0.8	1.6
28	0.9	1.8
32	1.0	2.0
40	1.05	2.1
50	1.2	2.4
65	1.35	2.7
80	1.5	3.0

BS 8489-1 - System Design



Key

- 1 Propellant low pressure switch
- 2 Propellant regulator
- 3 System low pressure switch
- 4 System flow switch
- 5 Propellant vent valve
- 6 Propellant safety vent
- 7 System drain valve



- Nozzle
- Isolation valve
- Stop valve
- System drain valve



Pressure gauge

w

Water cylinder

IG

Inert gas cylinder



Commissioning

▲ AquaMist

BS 8489-1 - Commissioning

General

- Pipe is clean and free of debris
- End of line test valve discharge
- Checked against design documentation
- Visual inspection

Pipework

- 1.5 x maximum working pressure for 2 hours with no loss
- Dry pipe
 - 2.5 bar air test for 24 hours with no loss greater than 0.15 bar
 - 60 second water delivery

Detection and Actuation

- BS 8489-1
- BS 7273-3
- BS 7273-5
- Function check all valves

Documentation

- Completion certificate
- Pressure test certificate
- Conformation of pipe cleaning
- O&M
- As installed drawings



Thank You

▲ AquaMist